

truMedic[®]
Live Life. Better.™

INSTASHIATSU+[®]

Model IS-4000PRO+

Vibration Foot Massager

With Air Compression and Heat

Instruction Manual



FCC Statement:

CAUTION: Changes or modifications not expressly approved by the party responsible for compliance could void the user's authority to operate the equipment

NOTE: This equipment has been tested and found to comply with the limits for a Class B digital device, pursuant to part 15 of the FCC Rules. These limits are designed to provide reasonable protection against harmful interference in a residential installation. This equipment generates, uses and can radiate radio frequency energy and, if not installed and used in accordance with the instructions, may cause harmful interference to radio communications. However, there is no guarantee that interference will not occur in a particular installation. If this equipment does cause harmful interference to radio or television reception, which can be determined by turning the equipment off and on, the user is encouraged to try to correct the interference by one or more of the following measures:

- Reorient or relocate the receiving antenna.
- Increase the separation between the equipment and receiver.
- Connect the equipment into an outlet on a circuit different from that to which the receiver is connected.
- Consult the dealer or an experienced radio/TV technician for help.

IMPORTANT SAFETY INSTRUCTIONS

Read all instructions before using this household appliance.

NOTE: When using an electrical appliance, basic precautions should always be followed, including the following:

DANGER:

to reduce the risk of electric shock:

- Always unplug this appliance from the electrical outlet immediately after using and before cleaning.
- Do not reach for an appliance that has fallen into water. Unplug immediately.
- Do not use while bathing or in a shower.
- Do not place or store appliance where it can fall or be pulled into a tub or sink. Do not place in or drop into water or other liquid.

WARNING

To reduce the risk of burns, fire, electric shock, or injury to persons:

- An appliance should never be left unattended when plugged in. Unplug from outlet when not in use, and before putting on or taking off parts.
- Do not operate under blanket or pillow. Excessive heating can occur and cause fire, electric shock, or injury to persons.
- Close supervision is necessary when this appliance is used by, on, or near children, invalids, or disabled persons.

- Use this appliance only for its intended use as described in this manual. Do not use attachments not recommended by the manufacturer.
- Never operate this appliance if it has a damaged cord or plug, if it is not working properly, if it has been dropped or damaged, or dropped into water. Return the appliance to a service center for examination and repair.
- Do not carry this appliance by supply cord or use cord as a handle.
- Keep the cord away from heated surfaces.
- Never operate the appliance with the air openings blocked. Keep the air openings free of lint, hair, and the like. Never operate on a soft surface such as a bed or couch where the air openings may be blocked.
- Never drop or insert any object into any opening.
- Do not use outdoors.
- Do not operate where aerosol (spray) products are being used or where oxygen is being administered.
- To disconnect, turn all controls to the off position, then remove plug from outlet.
- Do not use massager in close proximity to loose clothing or jewelry.
- Keep long hair away from massager while in use.

SAVE THESE INSTRUCTIONS



WARNING

PLEASE READ AND OBSERVE ALL SAFETY WARNINGS BEFORE USE AND KEEP THIS INSTRUCTION GUIDE HANDY.

NOTICE: This unit delivers a range of massage pressures from MILD to VERY STRONG. Always begin using the truMedic® InstaShiatsu®+ Vibration Foot Massager on the LOW INTENSITY setting in MODE 1 (denoted by the steady blue LED surrounding the MASSAGE MODE and MASSAGE INTENSITY buttons respectively as shown on pages 11 to 12). If the pressure begins to feel too intense, please immediately press the power button to release the pressure.

- **Do not stand up in the truMedic® InstaShiatsu®+ Vibration Foot Massager.**
- Do not operate your truMedic® InstaShiatsu®+ Vibration Foot Massager in wet environments, such as near swimming pools or in bathrooms.
- Do not operate your truMedic® InstaShiatsu®+ Vibration Foot Massager in dusty or dirty environments.
- Do not operate your truMedic® InstaShiatsu®+ Vibration Foot Massager outdoors.
- Keep the truMedic® InstaShiatsu®+ Vibration Foot Massager away from heat sources such as electric stoves, radiators, or space heaters.
- Do not place the truMedic® InstaShiatsu®+ Vibration Foot Massager in direct sunlight or store it in a hot environment
- Only use the provided power source with the correct voltage.
- Do not operate truMedic® InstaShiatsu®+ Vibration Foot Massager if the plug, outlet, or power cord is damaged in any way.

- Your truMedic® InstaShiatsu®+ Vibration Foot Massager has an automatic thermal protection feature. If the unit becomes overheated with use, it will shut off to prevent internal damage. Unplug the unit and wait for it to cool down before attempting to use.
- The heat function can cause the unit to become hot. Exercise caution when using the heat function, and allow the unit to completely cool between uses.
- Keep sharp objects away from the truMedic® InstaShiatsu®+ Vibration Foot Massager. If the cloth foot covers become damaged, stop using the unit and contact truMedic® for service.
- Do not cover the truMedic® InstaShiatsu®+ Vibration Foot Massager with blankets or other coverings when in use. This may cause the unit to overheat.
- Do not allow the unit to become wet, and do not operate the unit with wet hands or feet.
- Do not attempt to repair your truMedic® InstaShiatsu®+ Vibration Foot Massager or use any spare parts that were not provided by truMedic®. If your unit is broken, contact truMedic® for service.
- Do not insert any foreign objects into the truMedic® InstaShiatsu®+ Vibration Foot Massager.
- Do not carry the unit by the power cord or foot inserts.
- Do not use the truMedic® InstaShiatsu®+ Vibration Foot Massager if the air openings are blocked. Keep the air openings free of lint, hair and other foreign objects.
- Do not use the truMedic® InstaShiatsu®+ Vibration Foot Massager where aerosol products are being used or oxygen is being administered.

CAUTION



CONSULT YOUR PHYSICIAN BEFORE USING THIS PRODUCT.

- **The truMedic® InstaShiatsu®+ Vibration Foot Massager is not intended for use by individuals with certain medical conditions, including high blood pressure, diabetes, heart disease, cerebral arteriosclerosis, cerebral thrombosis, malignant tumors or osteoporosis. Please consult your medical professional if you have any of the above or similar conditions prior to using this device.**
- The truMedic® InstaShiatsu®+ Vibration Foot Massager is intended for use for 15 minutes per session. Do not use the unit for more than 30 minutes. Do not use the unit while sleeping.
- Do not use the truMedic® InstaShiatsu®+ Vibration Foot Massager while under the influence of alcohol.
- The truMedic® InstaShiatsu®+ Vibration Foot Massager is not intended for use by children or people with reduced physical, mental, or sensory capabilities. Such individuals should only use the unit under careful supervision or with doctor's permission.
- The truMedic® InstaShiatsu®+ Vibration Foot Massager should not be used by individuals with pacemakers or other implanted medical devices.
- Do not allow children to play with the truMedic® InstaShiatsu®+ Vibration Foot Massager, and keep it out of reach of children when not in use.
- If you experience any pain or discomfort while using the truMedic® InstaShiatsu®+ Vibration Foot Massager, stop using the unit immediately by pressing the power button.
- The truMedic® InstaShiatsu®+ Vibration Foot Massager is not a medical device and is not intended to treat any specific illness or ailment. For proper medical care, contact your healthcare provider or a medical professional.
- Do not use the truMedic® InstaShiatsu®+ Massager if you have been previously treated for an injury or sickness, currently receiving medical care or have joint dysfunction including rheumatism.



A

INCLUDED IN BOX*

- A. truMedic® InstaShiatsu®+ Vibration Foot Massager
- B. A/C Adapter
- C. Air Compression Calf Massagers



B



C

*Photos and drawings are for illustrative purposes only.

Features

The truMedic® InstaShiatsu®+ Vibration Foot Massager allows you to enjoy a professional shiatsu foot massage anyway you like. The ergonomic and unique design perfectly complements your foot structure and provides a relaxing, enjoyable foot massage. In keeping with eastern massage principles, this unit has three intensity settings, ranging from mild to VERY STRONG. Please be cautious in choosing the mode best suited to your tolerance for massage and start with the lower strength settings until accustomed to the sensation.

The Vibration Foot Massager has a circuit protection device to prevent overheating, as well as current-overload protection.

The truMedic® InstaShiatsu®+ Vibration Foot Massager has five buttons for use:



1. Air Pressure*



2. Massage Mode



3. Intensity




4. Vibration



5. Power/Heat

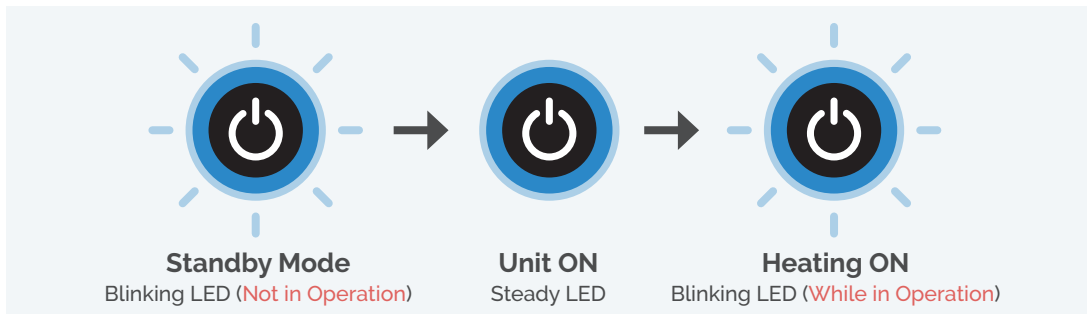
**Air pressure button is used in conjunction with the Air Compression Calf Massagers (p. 15 for more information).*



Operation

Power Button (And Heat)


- Plug the unit into a wall outlet for power. The unit will be in "Ready Mode" and the power button LED will light up and start blinking.
- Press the power button to start using the unit. Hold the power button to return to standby mode.
- To activate heat press the power button **while the unit is in operation**.



- The Vibration Foot Massager is intended for use for 15 minutes per session and will automatically shut off after running for 15 minutes. Do not use the unit for more than 30 minutes in a single session.

Massage Mode Button

- Use the Mode button to select a massage mode. The Vibration Foot Massager features three intelligent massage modes:
 1. Press the Massage Mode button once to enter Mode 1, indicated with a blue light. Mode 1 is a rolling foot massage and mild air pressure.
 2. Press the Massage Mode button a second time to enter Mode 2, indicated with a red light. Mode 2 is a rolling foot massage with more frequent use of air pressure.
 3. Press the Massage Mode button a third time to enter Mode 3, indicated with alternating red and blue lights. Mode 3 uses frequent air pressure and very little usage of the rolling massagers.



Vibration Button

- Press the vibration button to turn the vibration function on or off. The unit will automatically start the vibration function when the Power button is pressed and is indicated by a blue light. Press the vibration button to deactivate vibration function.



ON



OFF

Intensity Button

- Use the intensity button to adjust the intensity of the air compression function. When the truMedic® InstaShiatsu®+ Vibration Foot Massager is powered on, the air compression function will automatically default to low intensity, indicated with a blue light. Press the intensity button will automatically default to low intensity, indicated with a blue light. Press the intensity button to enter medium intensity, indicated with a green light. Press the intensity button once more to enter high intensity, indicated with a red light.



Low Intensity




Medium Intensity



High Intensity

Air Compression Button

- Use the air pressure button to select one out of three massage modes for the Air Compression Calf Massagers (See p. 15 for more information)
 1. Press the air pressure button once to enter mode 1, indicated with a blue light. Mode 1 features a slow, steady and rhythmic pressure massage.
 2. Press the air pressure button a second time to enter Mode 2, indicated with a red light. Mode 2 features a quicker build up of pressure that is held for a few moments and slowly releases.
 3. Press the air pressure button a third time to enter Mode 3, indicated with alternating red and blue lights. Mode 3 features rapid air pressure pulses.



Massage Length

- The Vibration Foot Massager has an operating time of 15 minutes, and will automatically shut down after each session



15 Minute Sessions

Caring for your Vibration Foot Massager

- Ensure the Vibration Foot Massager is powered off and unplugged before cleaning.
- Do not use corrosive or abrasive cleaners. Use a dry cloth to clean the surface of the unit.
- Do not store your Vibration Foot Massager in hot, damp, or humid environments. Keep your unit in the box when not in use, and store it in a cool, dry place.

Enhance your Shiatsu session with
the **Air Compression Calf Massagers**





Designed to work with the truMedic® InstaShiatsu®+ Vibration Foot Massager

Complete your shiatsu massage experience with the Air Compression Calf Massagers. Simply connect the Calf Massagers to your Vibration Foot Massager to gently massage away muscle fatigue and soreness using the multi-chamber air pressure massage.

The Air Compression Calf Massagers is lined with extremely smooth cloth and constructed using high quality materials to provide a comfortable massage that won't pinch or pull, and with the reinforced velcro strap you won't have to worry about sizing or fit. Pamper your feet, ankles, and calves like never before when you use both the Calf Massagers and the Vibration Foot Massager.

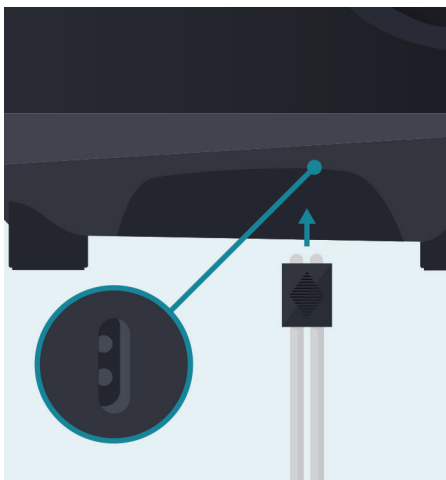
Quality Cloth



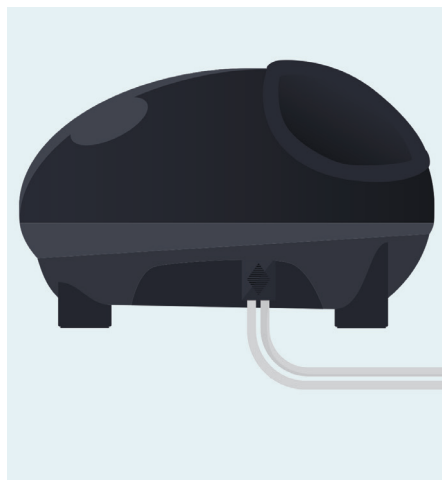
Reinforced
Velcro Strap

Using the Air Compression Calf Massagers

1



2



1-2 Insert end of air hoses to the bottom of the Vibration Foot Massager.

3



4



3 Snugly wrap the Air Compression Calf Massagers around your calves.

4 Turn on the Vibration Foot Massager using the power button, then press the "AIR" button to start using the Air Compression Calf Massagers.



Specifications

Product Name:	truMedic® InstaShiatsu®+ Foot Massager
Product Model:	IS-4000PRO+
Rated Voltage:	12V 4A
Rated Power:	48W
Rated Duration for Use:	15 minutes per session

Troubleshooting

Problem: The truMedic® InstaShiatsu®+ Vibration Foot Massager does not function..

Solution: Ensure the unit is properly plugged into an appropriate outlet and turned on. If the unit lights up, but the massager does not function, contact truMedic® for service.

Problem: The truMedic® InstaShiatsu®+ Vibration Foot Massager suddenly powers off.

Solution: Check to ensure the unit is plugged in and powered on.

Solution: Time limit has been reached. The unit will automatically power off after 15 minutes of use.

Solution: The unit has overheated and the temperature protection feature has shut off the unit. Wait until the unit has cooled completely before resuming use.

Solution: Too much force has been applied to the massaging parts inside the Vibration Foot Massager. Make sure to keep your feet relaxed when inserted into the unit. Do not stand up while using the unit or cause undue force to be applied to the internal mechanisms of the unit.

*Have Questions? Call our toll-free hotline at
(888) 264-1766 or visit **support.trumedic.com***

Warranty

truMedic® warrants this product against defects in materials and/or workmanship for a period of 6 Months from the date of purchase by the original purchaser. In the event of a valid claim within the Warranty Period, truMedic® will repair the defect or replace the unit at no charge, using new or refurbished replacement parts at its discretion. Proof of purchase is required prior to receiving service under this warranty.

Warranty service is available by calling truMedic® service at 888.264.1766 or via email at service@truMedic.com. Repairs/replacements must be authorized by truMedic® before service will be provided. You are responsible for delivery and the cost of delivery of the product to and from a truMedic® service center for replacement or repair as, per our instructions.

This warranty does not cover damage caused by failure to follow instructions, or damage caused by accident, abuse, misuse, fire, floods, earthquake or other external causes or damage caused by unauthorized repairs.

TRUMEDIC® SHALL NOT BE LIABLE FOR INCIDENTAL OR CONSEQUENTIAL DAMAGES RESULTING FROM THE USE OF THIS PRODUCT, OR ARISING OUT OF ANY BREACH OF THIS WARRANTY. TO THE EXTENT PERMITTED BY APPLICABLE LAW, TRUMEDIC® DISCLAIMS ANY AND ALL STATUTORY OR IMPLIED WARRANTIES, INCLUDING, WITHOUT LIMITATION, WARRANTIES OF MERCHANTABILITY, FITNESS FOR A PARTICULAR PURPOSE AND WARRANTIES AGAINST HIDDEN OR LATENT DEFECTS. IF TRUMEDIC® CANNOT LAWFULLY DISCLAIM STATUTORY OR IMPLIED WARRANTIES, THEN TO THE EXTENT PERMITTED BY LAW, ALL SUCH WARRANTIES SHALL BE LIMITED IN DURATION TO THE DURATION OF THIS EXPRESS WARRANTY.

Some states disallow the exclusion or limitation of incidental or consequential damages or how long an implied warranty lasts, so the above exclusions or limitations may not apply to you. This warranty gives you specific legal rights and you may also have other rights, which vary from state to state.



TRUCORE DISTRIBUTORS, INC.

LOCATION 252 Indian Head Rd. Kings Park, NY 11754

TEL (888) 264-1766

E-MAIL service@truMedic.com

WEBSITE www.truMedic.com



[@truMedicMassage](#)

USA 1.0